

ZERO

MATERIA_SURFACE

GRES PORCELLANATO SMALTATO
RETTIFICATO NATURALE


GLAZED PORCELAIN STONEWARE
RECTIFIED NATURAL

59,4x59,4 29,6x59,4 9,7x59,4

23^{3/8}"x23^{3/8}" 11^{5/8}"x23^{3/8}" 3^{13/16}"x23^{3/8}"

BRIX Design

59,4x59,4 23^{3/8}"x23^{3/8}"




SQUARE
59,4x59,4 23^{3/8}"x23^{3/8}"




ZE020
ZERO Natural Square



ZE040
ZERO Grey Square



ZE080
ZERO Mou Square




ZE070
ZERO Nut Square

29,6x59,4 11^{5/8}"x23^{3/8}"




HALF
29,6x59,4 11^{5/8}"x23^{3/8}"



ZE200
ZERO Natural Half



ZE400
ZERO Grey Half




ZE800
ZERO Mou Half



ZE700
ZERO Nut Half


9,7x59,4 3^{13/16}"x23^{3/8}"



BAR
9,7x59,4 3^{13/16}"x23^{3/8}"



ZE120
ZERO Natural Bar



ZE140
ZERO Grey Bar



ZE180
ZERO Mou Bar



ZE170
ZERO Nut Bar

STUCCHI CONSIGLIATI / SUGGESTED GROUTS

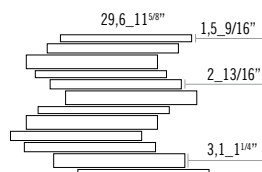
BGT20 BRIXGROUT Sand

BGT33 BRIXGROUT Silver

BGT60 BRIXGROUT Mou

BGT80 BRIXGROUT Coffee

MOSAIC 29,6x29,6 11^{5/8}"x11^{5/8}"



MOSAIC
29,6x29,6 11^{5/8}"x11^{5/8}"



ZEM20
ZERO Natural Mosaic



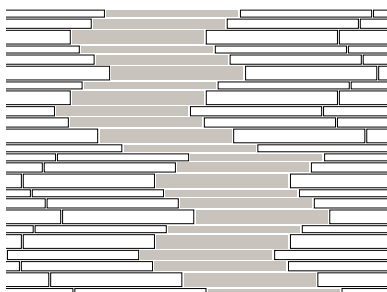
ZEM40
ZERO Grey Mosaic



ZEM80
ZERO Mou Mosaic



ZEM70
ZERO Nut Mosaic



Si consiglia di posare i moduli in modo non allineato al fine di perdere totalmente la lettura del modulo stesso.

We recommend not aligning the sections when placing, so that it is impossible to see the point at which installation began.

HOME 29,6x59,4 11^{5/8}"x23^{3/8}"



HOME
29,6x59,4 11^{5/8}"x23^{3/8}"



ZEH20
ZERO Natural Home



ZEH40
ZERO Grey Home



ZEH80
ZERO Mou Home



ZEH70
ZERO Nut Home

Lo stucco deve entrare nelle fughe tra un modulo e l'altro e all'interno delle incisioni presenti in ogni singolo modulo. Si raccomanda fuga di 1 o 2 mm.

The grout fills both the joints between the tiles and the incisions that are in every single tile.
Tile spacing recommended 1 or 2 mm.

STUCCHI CONSIGLIATI / SUGGESTED GROUTS

BGT20 BRIXGROUT Sand

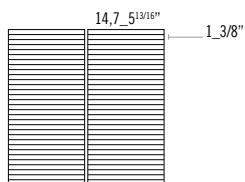
BGT33 BRIXGROUT Silver

BGT60 BRIXGROUT Mou


BGT80 BRIXGROUT Coffee

STRIPES 29,6x29,6 11⁵/₈"x11⁵/₈"

CLAUDIO LA VIOLA Design



STRIPES
29,6x29,6 11⁵/₈"x11⁵/₈"



ZES20
ZERO Natural Stripes



ZES40
ZERO Grey Stripes



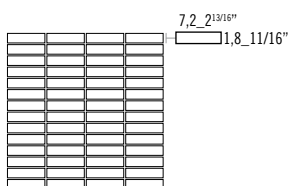
ZES80
ZERO Mou Stripes



ZES70
ZERO Nut Stripes

FRAME 29,6x29,6 11⁵/₈"x11⁵/₈"

BRIX Design



FRAME
29,6x29,6 11⁵/₈"x11⁵/₈"




ZEFR20
ZERO Natural Frame



ZEFR40
ZERO Grey Frame



ZEFR80
ZERO Mou Frame



ZEFR70
ZERO Nut Frame

STUCCHI CONSIGLIATI / SUGGESTED GROUTS

BGT20 BRIXGROUT Sand

BGT33 BRIXGROUT Silver

BGT60 BRIXGROUT Mou

BGT80 BRIXGROUT Coffee

Materiale adatto per uso esterno, interno, saune e piscine.
Material suitable for outdoor and indoor use, saunas and swimming pool.

Si consiglia fuga di 2 mm.
Tile spacing recommended 2 mm.

CARATTERISTICHE TECNICHE TECH INFO



GRES PORCELLANATO SMALTATO
PORCELAIN STONEWARE



SPESSORE
THICKNESS
10,5 mm_7/16"



ASSORBIMENTO DELL'ACQUA
WATER ABSORPTION
≤ 0,5% < 0,05%



DUREZZA (MOSH)
HARDNESS (MOSH)
≥ 6 7



RESISTENZA AL GELO
FROST RESISTANCE
Garantita / Guaranteed



RESISTENZA ALL'ATTACCO CHIMICO
RESISTANCE TO ACIDS AND ALKALIS
Non attaccati / Unaffected



RESISTENZA ALLE MACCHIE
STAIN RESISTANCE
Pulito / Cleaned



COEFFICIENTE DI ATTRITO MEDIO
AVERAGE COEFFICIENT OF FRICTION
R10

ASTM C1028
0,60 dry 0,74 - wet 0,72

■ valore standard / required standard

■ valore Brix / Brix value

CONSUMO DI STUCCO KG/MQ GROUT REQUIRED KG/ S²M

SQUARE
59,4x59,4 23^{3/8}"x23^{3/8}" 0,11 KG

HALF
29,6x59,4 11^{5/8}"x23^{3/8}" 0,22 KG

BAR
9,7x59,4 3^{13/16}"x23^{3/8}" 0,44 KG

MOSAIC
29,6x29,6 11^{5/8}"x11^{5/8}" 1,87 KG

HOME
29,6x59,4 11^{5/8}"x23^{3/8}" 2,2 KG

STRIPES
29,6x29,6 11^{5/8}"x11^{5/8}" 4,29 KG

FRAME
29,6x29,6 11^{5/8}"x11^{5/8}" 2,64 KG