

FADE

MATERIA_SURFACE

GRES FINE PORCELLANATO
RETTIFICATO_NATURALE


FINE PORCELAIN STONEWARE
RECTIFIED_NATURAL

80x80_40x80 / 32"x32" _ 16"x32"


80x80_40x80_10x80 / 32"x32" _ 16"x32" _ 4"x32" / LINE

LO STUDIO *Design*


80x80 32"x32"




SQUARE
80x80 32"x32"



FA010
FADE Bone Square



FA020
FADE Greige Square




FA040
FADE Mud Square




FA070
FADE Smoke Square

40x80 16"x32"



HALF
40x80 16"x32"



FA100
FADE Bone Half



FA200
FADE Greige Half



FA400
FADE Mud Half



FA700
FADE Smoke Half

STUCCHI CONSIGLIATI / SUGGESTED GROUTS

BGT90 BRIXGROUT Cream

BGT40 BRIXGROUT Grey

BGT50 BRIXGROUT Mud

BGT70 BRIXGROUT Black

FADE

MATERIA_SURFACE

GRES FINE PORCELLANATO
RETTIFICATO_NATURALE


FINE PORCELAIN STONEWARE
RECTIFIED_NATURAL

80x80_40x80 / 32"x32" _ 16"x32"

80x80_40x80_10x80 / 32"x32" _ 16"x32" _ 4"x32" / LINE

LO STUDIO *Design*

80x80 32"x32" / LINE



SQUARE
80x80 32"x32"



FAS010
FADE Bone Line Square



FAS020
FADE Greige Line Square



FAS040
FADE Mud Line Square



FAS070
FADE Smoke Line Square

40x80 16"x32" / LINE



HALF
40x80 16"x32"



FAS100
FADE Bone Line Half



FAS200
FADE Greige Line Half




FAS400
FADE Mud Line Half



FAS700
FADE Smoke Line Half

10x80 4"x32" / LINE



BAR
10x80 4"x32"



FAS110
FADE Bone Line Bar



FAS120
FADE Greige Line Bar



FAS140
FADE Mud Line Bar



FAS170
FADE Smoke Line Bar

STUCCHI CONSIGLIATI / SUGGESTED GROUTS

BGT90 BRIXGROUT Cream

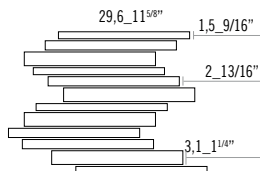
BGT40 BRIXGROUT Grey

BGT50 BRIXGROUT Mud

BGT70 BRIXGROUT Black

MOSAIC 29,6x29,6 11^{5/8}"x11^{5/8}"

BRIX *Design*



MOSAIC
29,6x29,6 11^{5/8}"x11^{5/8}"



FAM10
FADE Bone Mosaic



FAM20
FADE Greige Mosaic



FAM40
FADE Mud Mosaic



FAM70
FADE Smoke Mosaic

MOSAIC LINE 29,6x29,6 11^{5/8}"x11^{5/8}"

BRIX *Design*



FASM10
FADE Bone Line Mosaic




FASM20
FADE Greige Line Mosaic



FASM40
FADE Mud Line Mosaic



FASM70
FADE Smoke Line Mosaic



Si consiglia di posare i moduli in modo non allineato al fine di perdere totalmente la lettura del modulo stesso.

We recommend not aligning the sections when placing, so that it is impossible to see the point at which installation began.

STUCCHI CONSIGLIATI / SUGGESTED GROUTS

BGT90 BRIXGROUT Cream


BGT40 BRIXGROUT Grey

BGT50 BRIXGROUT Mud


BGT70 BRIXGROUT Black

HOME 40x80 16"x32"

L+R PALOMBA *Design*



HOME
40x80 16"x32"



FAH10
FADE Bone Home



FAH20
FADE Greige Home



FAH40
FADE Mud Home



FAH70
FADE Smoke Home

HOME LINE 40x80 16"x32"

L+R PALOMBA *Design*




FASH10
FADE Bone Line Home



FASH20
FADE Greige Line Home



FASH40
FADE Mud Line Home



FASH70
FADE Smoke Line Home

Lo stucco deve entrare nelle fughe tra un modulo e l'altro e all'interno delle incisioni presenti in ogni singolo modulo. Si raccomanda fuga di 1 o 2 mm.

The grout fills both the joints between the tiles and the incisions that are in every single tile.
Tile spacing recommended 1 or 2 mm.

STUCCHI CONSIGLIATI / SUGGESTED GROUTS

BGT90 BRIXGROUT Cream

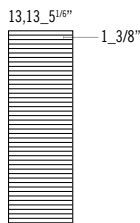
BGT40 BRIXGROUT Grey

BGT50 BRIXGROUT Mud

BGT70 BRIXGROUT Black

STRIPES / STRIPES LINE 13,13x39,8 5¹/₆"x15²/₃"

CLAUDIO LA VIOLA *Design*



STRIPES
13,13x39,8 5¹/₆"x15²/₃"



FAST10
FADE Bone Stripes



FAST20
FADE Greige Stripes



FAST40
FADE Mud Stripes




FAST70
FADE Smoke Stripes



FASST10
FADE Bone Line Stripes



FASST20
FADE Greige Line Stripes



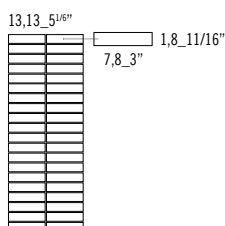
FASST40
FADE Mud Line Stripes




FASST70
FADE Smoke Line Stripes

FRAME / FRAME LINE 15,8x39,8 6²/₉"x15²/₃"

BRIX *Design*



FRAME
15,8x39,8 6²/₉"x15²/₃"




FAF10
FADE Bone Frame



FAF20
FADE Greige Frame



FAF40
FADE Mud Frame



FAF70
FADE Smoke Frame




FASF10
FADE Bone Line Frame



FASF20
FADE Greige Line Frame



FASF40
FADE Mud Line Frame



FASF70
FADE Smoke Line Frame

STUCCHI CONSIGLIATI / SUGGESTED GROUTS

BGT90 BRIXGROUT Cream

BGT40 BRIXGROUT Grey

BGT50 BRIXGROUT Mud

BGT70 BRIXGROUT Black

Materiale adatto per uso esterno, interno, saune e piscine.
Material suitable for outdoor and indoor use, saunas and swimming pool.

Si consiglia fuga di 2 mm.
Tile spacing recommended 2 mm.

CARATTERISTICHE TECNICHE TECH INFO



GRES FINE PORCELLANATO
FINE PORCELAIN STONEWARE



SPESSORE
THICKNESS
10 mm_3/8"



ASSORBIMENTO DELL'ACQUA
WATER ABSORPTION
≤ 0,5% < 0,01%



DUREZZA (MOSH)
HARDNESS (MOSH)
≥ 6 7



RESISTENZA AL GELO
FROST RESISTANCE
Resiste / Resists
Line: **Garantita / Guaranteed**



RESISTENZA ALL'ATTACCO CHIMICO
RESISTANCE TO ACIDS AND ALKALIS
Non attaccati / Unaffected



RESISTENZA ALLE MACCHIE
STAIN RESISTANCE
Pulito / Cleaned



COEFFICIENTE DI ATTRITO MEDIO
AVERAGE COEFFICIENT OF FRICTION
R9
Line: **R11**

■ **valore standard / required standard**

■ **valore Brix / Brix value**

CONSUMO DI STUCCO KG/MQ GROUT REQUIRED KG/ S²M

SQUARE
80x80 32"x32" 0,09 KG

HALF
40x80 16"x32" 0,11 KG

BAR
10x80 4"x32" 0,44 KG

MOSAIC
29,6x29,6 11^{5/8}"x11^{5/8}" 1,70 KG

HOME
40x80 16"x32" 2,20 KG

STRIPES
13,13x39,8 5^{1/6}"x15^{2/3}" 3,90 KG

FRAME
15,8x39,8 6^{2/9}"x15^{2/3}" 2,40 KG

FORME FADE LINE FADE LINE SHAPES

Tutti gli elementi contenuti all'interno di ciascun foglio di mosaico presentano solchi unidirezionali. Unica eccezione il Block, i cui componenti sono tagliati ed assemblati secondo una logica casuale.

All the elements contained inside each sheet of mosaics present unidirectional grooves. The only exception to this is Block, whose components are cut and assembled in a casual logic.